



⚠ WARNING: PHOTSENSITIVITY/EPILEPSY/SEIZURES

READ BEFORE USING YOUR PLAYSTATION®2 COMPUTER ENTERTAINMENT SYSTEM.

A very small percentage of individuals may experience epileptic seizures or blackouts when exposed to certain light patterns or flashing lights. Exposure to certain patterns or backgrounds on a television screen or when playing video games may trigger epileptic seizures or blackouts in these individuals. These conditions may trigger previously undetected epileptic symptoms or seizures in persons who have no history of prior seizures or epilepsy. If you, or anyone in your family, has an epileptic condition or has had seizures of any kind, consult your physician before playing. IMMEDIATELY DISCONTINUE use and consult your physician before resuming gameplay if you or your child experience any of the following health problems or symptoms:

- dizziness
- altered vision
- eye or muscle twitches
- loss of awareness
- disorientation
- seizures
- any involuntary movement or convulsion

RESUME GAMEPLAY ONLY ON APPROVAL OF YOUR PHYSICIAN.

Use and handling of video games to reduce the likelihood of a seizure

- Use in a well-lit area and keep as far away as possible from the television screen.
 - Avoid large screen televisions. Use the smallest television screen available.
 - Avoid prolonged use of the PlayStation®2 system. Take a 15-minute break during each hour of play.
 - Avoid playing when you are tired or need sleep.
-

Stop using the system immediately if you experience any of the following symptoms: lightheadedness, nausea, or a sensation similar to motion sickness; discomfort or pain in the eyes, ears, hands, arms, or any other part of the body. If the condition persists, consult a doctor.

WARNING TO OWNERS OF PROJECTION TELEVISIONS:

Do not connect your PlayStation®2 system to a projection TV without first consulting the user manual for your projection TV, unless it is of the LCD type. Otherwise, it may permanently damage your TV screen.

HANDLING YOUR PLAYSTATION®2 FORMAT DISC:

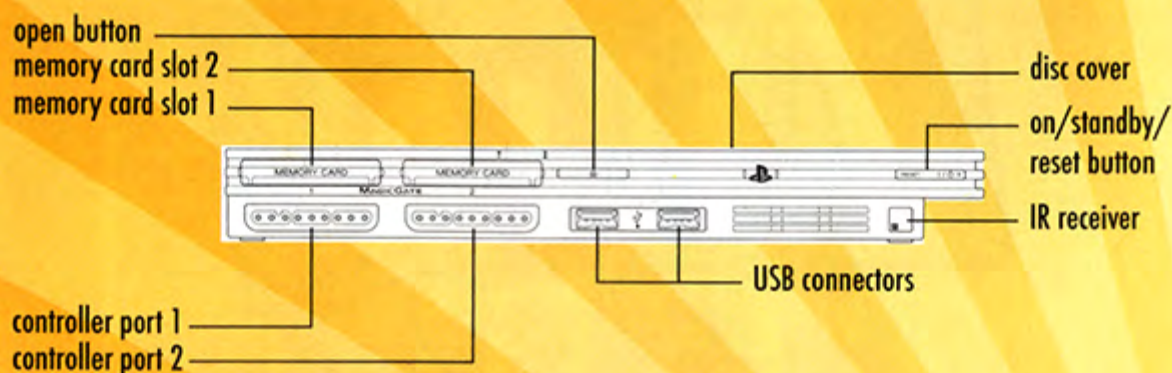
- This disc is intended for use only with PlayStation®2 consoles with the NTSC U/C designation.
- Do not bend it, crush it or submerge it in liquids.
- Do not leave it in direct sunlight or near a radiator or other source of heat.
- Be sure to take an occasional rest break during extended play.
- Keep this compact disc clean. Always hold the disc by the edges and keep it in its protective case when not in use. Clean the disc with a lint-free, soft, dry cloth, wiping in straight lines from center to outer edge. Never use solvents or abrasive cleaners.



CONTENTS

Getting Started	2
Introduction	3
Buzzers	4
Game Setup.....	6
Game Screen	9
Game Rounds	10
Th!nk Fast Hall of Fame	11
Bonus Content.....	11
Saving & Deleting Player Data	11
Customer Support Information	16
Warranty.....	17

GETTING STARTED



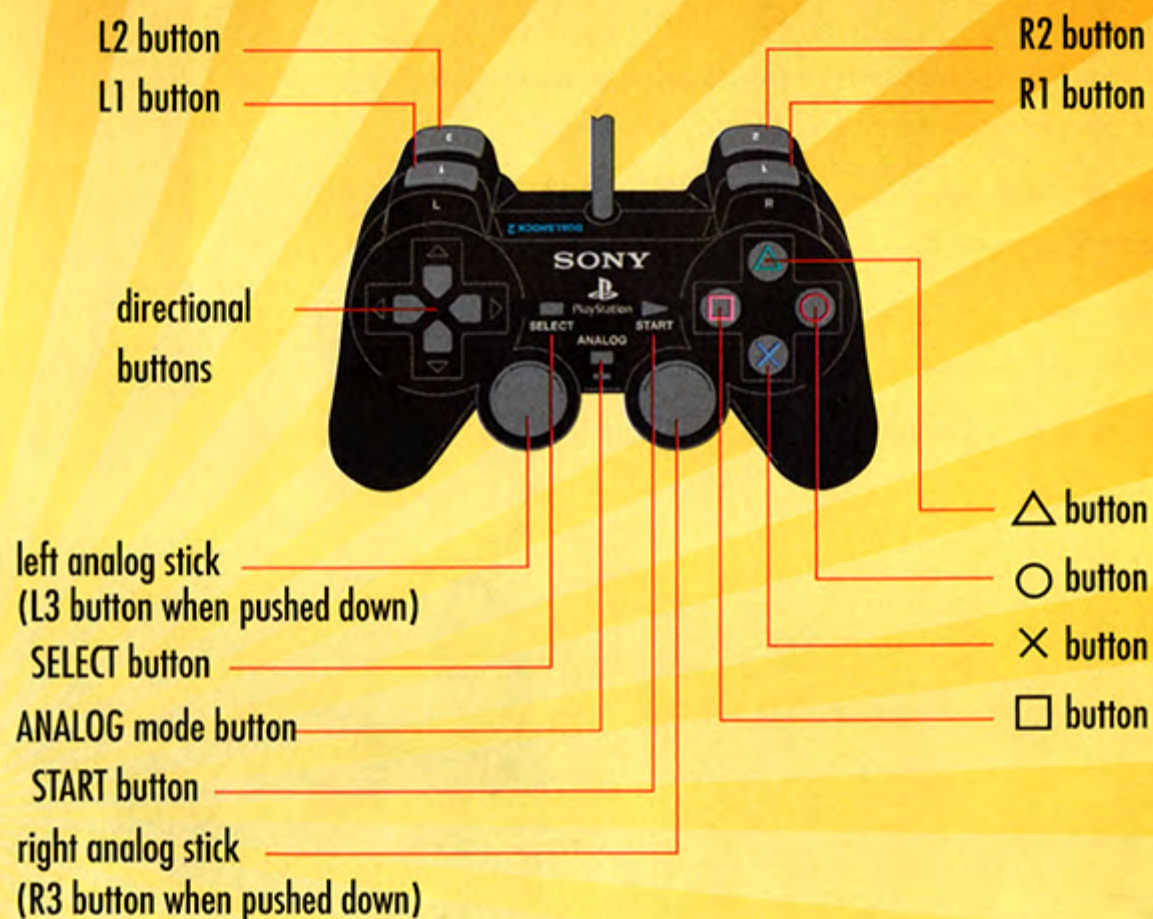
Set up your PlayStation[®]2 computer entertainment system according to the instructions supplied with your system. Check that the system is turned on (the on/standby indicator is green). Insert the Disney Think Fast disc in the system with the label side facing up. Attach game controllers and other peripherals as appropriate. Follow the on-screen instructions and refer to this manual for information on using the software.

Memory Card (8MB)(for PlayStation[®]2)

To save game settings and progress, insert a memory card (8MB)(for PlayStation[®]2) into MEMORY CARD slot 1 of your PlayStation[®]2 system. You can load saved game data from the same memory card (8MB)(for PlayStation[®]2) or any memory card (8MB)(for PlayStation[®]2) containing previously saved games.

STARTING UP

DUALSHOCK®2 ANALOG CONTROLLER CONFIGURATIONS



PlayStation®2 BUZZERS

1. Before turning on your PlayStation®2 computer entertainment system, plug in the buzzers by inserting the USB connector into either USB ports on the front of the console.
2. Insert the game disc.
3. When it reaches the Title Screen, press the **Red button** to continue.



INTRODUCTION

Welcome to Disney Think Fast – the game show for the whole family hosted by the lovable Genie from Disney's *Aladdin*. Answer questions correctly to score the most points and prove that you're the fastest and the smartest!

- Up to four contestants can participate, each taking the role of his or her favorite classic Disney character.
- Over 5,000 questions including Disney trivia and general knowledge.
- Easy and fun to play! Simply choose your answer from a selection of images.
- More than 15 unique rounds of questions and mini-games.



PLAYSTATION®2 BUZZERS

Scroll Up or Left	Blue button
Scroll Down or Right	Orange button
Select	Red button
Undo	Green button
Go Back	Yellow button
Select Answer	Blue, Orange, Green or Yellow button

Red button

Select

Blue button

Scroll Up or Left / Select Answer

Orange button

Scroll Down or Right / Select Answer

Green button

Undo / Select Answer

Yellow button

Go Back / Select Answer



HINT: The **Red button** will flash every time you need to press the **Red button**

GAME SETUP

MAIN MENU

Use the corresponding color on the buzzer to set up your game.

MULTIPLAYER	Up to four players can compete over five, seven or nine rounds of exciting game play.
SINGLE PLAYER	Collect time and points for the first six rounds and then race against the clock in the final round.
OPTIONS	Configure auto-save and video settings.
HALL OF FAME	View the Disney THINK Fast Hall of Fame and check out the ranking of the best players.

GAME STYLE

- **QUICK START** – Jump right into the game using default settings.
- **STANDARD PLAY** – Choose multiplayer options including game length and location, as well as character and buzzer sounds.
- **CUSTOM PLAY** – Customize a multiplayer game by selecting your favorite rounds.



MULTIPLAYER AND SINGLE PLAYER SETUP

Based on the game mode and type of game you picked in the Main Menu, some or all of the following screens will appear before the start of your game:

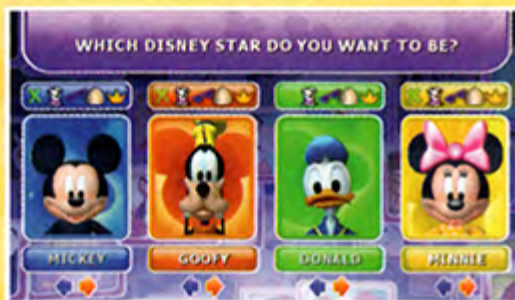
NUMBER OF PLAYERS: Each participant must select a position and press the corresponding button color on their controller. When all players have selected a position, press the **Red button** to continue.

GAME LENGTH: Choose the length of the game you want to play: Short (five rounds), Medium (seven Rounds) and Long (nine Rounds). Game time ranges from 30 minutes for a short game and about 50 minutes for a long game.

NAME ENTRY: Use the **Blue** and **Orange buttons** to scroll through the alphabet wheel and press the **Red button** to select a letter. To change a letter, press the **Green button**. When you have completed your name, scroll back to "Done" and press the **Red button**.

CHARACTER SELECTION: Play as a classic Disney character!

Scroll left or right to view the Disney characters using the **Blue** and **Orange buttons**. Make your character selection by pressing the **Red button**. If you have previously unlocked bonus accessories for your chosen Disney character, you can equip these now using the **Green button** to cycle through the options.



BUZZER SELECTION: Select your unique buzzer sounds.

DIFFICULTY SELECTION: The difficulty level of the questions is based on how much each player knows about Disney animated films. Set your Disney Knowledge level by entering A Lot, Some, or A Little.

LOCATION SELECTION: Pick where you would like to play your game.

HINT: Every world has a special guest character so make sure to check out each location!



READY TO PLAY: Confirm the selections made in the previous screens by pressing the **Red button**. Good luck!



CUSTOM PLAY SETUP

CUSTOM MENU: Customize your own game by choosing the game and round types that you would like to play.

GAME LENGTH: Set your game length to Short (five rounds), Medium (seven rounds) or Long (nine rounds). Game time is about 30 minutes for a short game and 50 minutes for a long game.

CUSTOM GAME SELECTION: Select a custom game you have previously created.

CUSTOM GAME LIST: Scroll up or down the list of the game rounds and select the rounds you would like to play by pressing the **Red button**. To go back a round, press the **Green button**.

CUSTOM GAME SAVE: Create a name for your custom game. Once the name has been created, the game will be saved to the memory card.

GAME SCREEN



QUESTION BOX: ① Displays the question as it is read aloud.

TIMER: ② Shows time remaining for the current question.

ANSWER GRID: ③ These are your choices. Think Fast!

CONTESTANT DISPLAY: ④ Shows each player's name and score.

When you answer a question, your player picture pops up above the player's name. Depending on how you answer, either a ✓ (correct) or an X (incorrect) appears by your player picture. Some rounds will also display the time it took for you to answer a question, which will determine the amount of points you receive.

POINTS DISPLAY: ⑤ In some rounds, scores will be awarded based on how fast a player gives the correct answer. This displays the number of points left.

GAME ROUNDS

Disney Think Fast has a variety of question categories and scoring methods. At the start of each round, we'll explain all the rules on how to play and score points. Some rounds will ask you to select the question categories, while others require you to watch movie clips, compete in mini games, or answer True/False questions.

QUESTION ROUNDS

Players will be presented with four possible answers that are in color-coded frames. To answer a question, simply press the color on your buzzer that corresponds to your answer choice.

Blue: Blue button

Orange: Orange button

Green: Green button

Yellow: Yellow button



Some parts of the game will ask you to select a question category. Other parts of the game will ask you to steal points from another player. Press the **Red Button** to make your selection.

MINI-GAMES

It's time for some fun, action mini-games! Here are some controls you will need to know for the mini-games.



QUICK COUNT

Red button

HIGH OR LOW

Blue, Orange, Green or Yellow button

FREE THROW

Press the **Red button** to build power and release to shoot

THINK FAST HALL OF FAME

The Hall of Fame screen displays player rankings for Single Player and Multiplayer modes. Multiplayer rankings appear by game length.

BONUS CONTENT

BONUS ACCESSORIES

In Multiplayer mode, the winning player unlocks and receives unique accessories.



UNLOCKABLE DISNEY CHARACTERS

Disney Think Fast features three hidden Disney characters that can only be unlocked by scoring 10,000, 20,000 and 30,000 points in a single player game. If you score 30,000 points in the first try, you will unlock all three characters.

SAVING & DELETING PLAYER DATA

The game automatically saves your Player Profiles, Bonus Accessories, Bonus Disney characters and High Score. Your progress will be automatically updated each time you complete a game.



© Disney, © Disney/Pixar

All the Magical Disney Moments You'll Remember Forever!

For show dates in your area, go to
www.disneyonice.com

Disney
The Cheetah Girls
One World

**EXCLUSIVE
MUSICAL
SCENE
& MORE!**

COMING TO  **&** 
DECEMBER 16

CheetahGirlsDVD.com

Disney
CHANNEL

ORIGINAL movie

SM Distributed by Walt Disney Studios Home Entertainment, Burbank, CA 91521. ©Disney



Walt Disney Studios
HOME ENTERTAINMENT

NOTES

NOTES

CUSTOMER SUPPORT INFORMATION

INTERNET SUPPORT

To access support for Disney Interactive Studios on the World Wide Web, point your browser to www.disney.com/videogames and click on "Support" at the top of the page.

GAMES HINTS AND TIPS

Game hints and tips are available on our Customer Support website. To access Game Hints and Tips on the World Wide Web, point your browser to www.disney.com/videogames and click on "Support" at the top of the page.

MAILING ADDRESS

If you wish to write us, our address is:

Disney Interactive Studios Customer Support
500 South Buena Vista Street
Burbank, CA 91521-9323

TELEPHONE SUPPORT

You may contact Customer Support at **(866) 252-8108**. If you need additional information, our Customer Support staff for the U.S. and Canada is available Monday through Friday from 8:30 a.m. to 5:30 p.m. (Pacific Time).

TTY/TDD USERS

Please contact us by telephone through your local relay service. Customer Support staff for TTY/TDD users is available Monday through Friday 8:30 a.m. to 5:30 p.m. (Pacific Time). Our toll free number is **(866) 252-8108**.



LIMITED WARRANTY

PUBLISHER WARRANTS THE RECORDING MEDIUM ON WHICH THE SOFTWARE IS RECORDED TO BE FREE FROM DEFECTS IN MATERIALS AND WORKMANSHIP UNDER NORMAL USE FOR A PERIOD OF NINETY (90) DAYS FROM THE DATE OF PURCHASE AS EVIDENCED BY A COPY OF THE SALES RECEIPT OR PACKING SLIP. PUBLISHER'S ENTIRE LIABILITY AND YOUR EXCLUSIVE REMEDY WILL BE REPLACEMENT OF THE DEFECTIVE RECORDING MEDIUM (S) OR REFUND OF THE PURCHASE PRICE (AT PUBLISHER'S ELECTION) UPON RETURN OF THE SOFTWARE TO PUBLISHER WITH A COPY OF YOUR PROOF OF PURCHASE. PUBLISHER WILL HAVE NO RESPONSIBILITY TO REPLACE A RECORDING MEDIUM DAMAGED BY ACCIDENT, ABUSE OR MISAPPLICATION. ANY IMPLIED WARRANTIES AND/OR CONDITIONS ON THE RECORDING MEDIUM, INCLUDING THE IMPLIED WARRANTIES AND/OR CONDITIONS OF MERCHANTABILITY AND FITNESS FOR A PARTICULAR PURPOSE, ARE LIMITED IN DURATION TO NINETY (90) DAYS FROM THE DATE OF PURCHASE OR DELIVERY. THIS WARRANTY GIVES YOU SPECIFIC LEGAL RIGHTS, AND YOU MAY ALSO HAVE OTHER RIGHTS WHICH VARY FROM JURISDICTION TO JURISDICTION. YOU EXPRESSLY ACKNOWLEDGE AND AGREE THAT USE OF THE SOFTWARE IS AT YOUR SOLE RISK. THE SOFTWARE AND RELATED DOCUMENTATION ARE PROVIDED "AS IS" AND WITHOUT WARRANTIES AND/OR CONDITIONS OF ANY KIND EITHER EXPRESS OR IMPLIED. PUBLISHER EXPRESSLY DISCLAIMS ALL WARRANTIES AND/OR CONDITIONS, EXPRESS OR IMPLIED, WITH RESPECT TO THE SOFTWARE AND RELATED DOCUMENTATION, INCLUDING, BUT NOT LIMITED TO, THE IMPLIED WARRANTIES AND/OR CONDITIONS OF MERCHANTABILITY AND FITNESS FOR A PARTICULAR PURPOSE. PUBLISHER DOES NOT WARRANT THAT THE FUNCTIONS CONTAINED IN THE SOFTWARE WILL BE UNINTERRUPTED OR ERROR-FREE, OR THAT DEFECTS IN THE SOFTWARE WILL BE CORRECTED. FURTHERMORE, PUBLISHER DOES NOT WARRANT OR MAKE ANY REPRESENTATIONS REGARDING THE USE OR THE RESULTS OF THE USE OF THE SOFTWARE AND RELATED DOCUMENTATION IN TERMS OF THEIR CORRECTNESS, ACCURACY, RELIABILITY, OR OTHERWISE. THE LIMITATIONS OF LIABILITIES DESCRIBED IN THIS SECTION ALSO APPLY TO THE THIRD PARTY SUPPLIERS OF MATERIALS USED IN THE SOFTWARE. NO ORAL OR WRITTEN INFORMATION OR ADVICE BY PUBLISHER OR AN AUTHORIZED REPRESENTATIVE OF PUBLISHER SHALL CREATE WARRANTIES AND/OR CONDITIONS OR IN ANY WAY INCREASE THE SCOPE OF THIS LIMITED WARRANTY. YOU (AND NOT PUBLISHER) ASSUME THE ENTIRE COST OF ALL NECESSARY SERVICING, REPAIR OR CORRECTION. SOME JURISDICTIONS DO NOT ALLOW THE EXCLUSION OF IMPLIED WARRANTIES, SO THE ABOVE EXCLUSION MAY NOT APPLY TO YOU. UNDER NO CIRCUMSTANCES, INCLUDING NEGLIGENCE, SHALL PUBLISHER BE LIABLE FOR ANY INDIRECT, INCIDENTAL, SPECIAL OR CONSEQUENTIAL DAMAGES THAT RESULT FROM THE USE OF, OR THE INABILITY TO USE, THE SOFTWARE OR RELATED DOCUMENTATION, EVEN IF PUBLISHER OR AN AUTHORIZED REPRESENTATIVE OF PUBLISHER HAS BEEN ADVISED OF THE POSSIBILITY OF SUCH DAMAGES. SOME JURISDICTIONS DO NOT ALLOW THE LIMITATION OR EXCLUSION OF LIABILITY OR INCIDENTAL OR CONSEQUENTIAL DAMAGES, SO THE ABOVE LIMITATION OR EXCLUSION MAY NOT APPLY TO YOU. IN NO EVENT SHALL PUBLISHER'S TOTAL LIABILITY TO YOU FOR ALL DAMAGES, LOSSES, AND CAUSES OF ACTION [WHETHER IN CONTRACT, TORT (INCLUDING NEGLIGENCE) OR OTHERWISE] EXCEED THE AMOUNT PAID BY YOU FOR THE SOFTWARE. IF YOU NEED TO REPLACE A USER-DAMAGED GAME DISC, PLEASE CALL THE NUMBER LISTED UNDER TELEPHONE SUPPORT. THERE IS A \$20.00 FEE TO REPLACE A USER-DAMAGED GAME DISC.

New Special Edition DVD Dec. 9



LIMITED TIME ONLY



Distributed by Walt Disney Studios Home Entertainment, Burbank, CA 91521. ©Disney



Disney Interactive Studios
500 S. Buena Vista St., Burbank, CA 91521



8000541

©Disney.